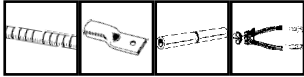


CONTENTS



OVERHEAD SLEEVES AND LUGS

SECTION 5

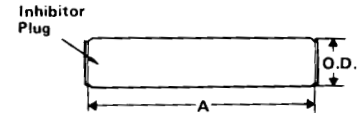
SECTION 5	OVERHEAD CONDUCTOR SLEEVES & LUGS	.45
	NON TENSION SLEEVES	.46
	FULL TENSION SLEEVES – TYPE A	.46
	FULL TENSION SLEEVES – TYPE R	.47
	JUMPER SPLICE SLEEVE	.47
	TERMINAL LUGS – TYPE AL	.48
	TERMINAL LUGS – TYPE SL	.48
	ELECTRICAL JOINTING COMPOUND	.48
	CONNECTORS FOR STRANDED COPPER CONDUCTORS – IMPERIAL & METRIC	.49
	#TY SERIES CRIMPING TOOL	.50
	#TR SERIES CRIMPING TOOL	.50
	#38A HYDRAULIC CRIMPING TOOL	.50

CATALOGUE INDEX

INDEX

NON TENSION SLEEVES

- Tubular aluminium alloy
- Pre-packed with jointing compound
 - Individually packed in sealed plastic bags
- Suitable for overhead and underground joints in industrial and commercial installation
- **Suitable for AAC, AAAC and ACSR conductors**
 - Use hexagonal or indent type of crimps
 - Centre barrier included




CAT NO.	CONDUCTOR RANGE O.D. mm	LENGTH A mm	NOMINAL O.D.	UC6 VERSA
NT36	6-8	59	16.5	2
NT44	8-10	70	20.6	2
NT50	10-12	84	20.6	3
NT58	12-13.5	111	22.2	3
NT61	13-14.5	111	25.4	3
NT68	14-16	146	25.4	4
NT80	16.5-19.5	146	30.1	5
NT94	20-23.5	155	35	-
NT114	24.5-26.25	185	50	-

Refer Appendix A (Section 10/Page 109) for full list of cables and applicable product and crimp dies.

FULL TENSION SLEEVES - TYPE A

- Tubular aluminium alloy
- Pre-packed with jointing compound
 - Individually packed in sealed plastic bags
- Use hexagonal or indent type of crimps
 - Designed for full tension splices of overhead transmission lines
- **Suits all aluminium conductors (AAC)**
 - Centre barrier included

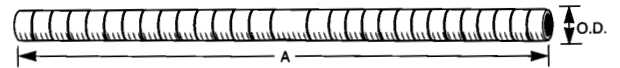


CAT NO.	CONDUCTOR RANGE O.D. mm	LENGTH A mm	NOMINAL O.D.
FT36A	6-8	165	16.5
FT44A	8-10	165	20.6
FT50A	10-12	203	20.6
FT58A	12-13.5	203	22.2
FT61A	13-14.5	241	25.4
FT68A	14-16	279	25.4
FT80A	16.5-19.5	318	30.1
FT94A	20-21.75	387	35
FT114A	24.5-26.25	710	50

Refer Appendix A (Section 10/Page 109) for full list of cables and applicable product and crimp dies.

FULL TENSION SLEEVES – TYPE R

- Designed for full tension splices of overhead transmission lines
- **Suit conventional or smooth body conductors, ACSR, all aluminium and all aluminium alloy conductors**
 - Centre barrier included
 - Remove excess grease from steel core of ACSR cables
 - Do not use solvent
 - Conductor range O.D. measurements nominated have been determined on the basis of high ratio aluminium/steel conductor configuration
 - For high ratio steel/aluminium conductors refer to Utilux for recommendation

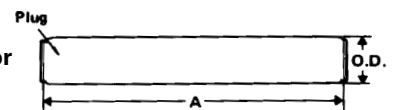


CAT NO.	CONDUCTOR RANGE O.D. mm	LENGTH A mm	NOMINAL O.D.
FT36R	6-8	344	16.5
FT44R	8-10	379	20.6
FT50R	10-12	470	20.6
FT61R	13-14.5	505	25.4
FT68R	14-16	530	25.4

Refer Appendix A (Section 10/Page 109) for full list of cables and applicable product and crimp dies.

JUMPER SPLICE SLEEVE

- Tubular aluminium alloy fittings
- Pre-packed with jointing compound
 - Individually packed in sealed plastic bags
 - Suitable for overhead non-tension jumpers in commercial and industrial installations
- **Suitable for AAC, AAAC, ACSR and copper conductor**
 - Use hexagonal or ident type of crimps
 - Centre barrier included



CAT NO.	CONDUCTOR RANGE O.D. mm	CRIMPS PER END		LENGTH A mm	NOMINAL O.D.
		SERIES 5	SERIES 6		
+JS36R	6-8	4	2	127	16.5
JS44R	8-10	4	2	165	20.6
JS50R	10-12	6	3	165	20.6
+JS58R	12-13.5	8	4	205	22.2
+JS61R	13-14.5	–	4	205	25.4
JS68R	14-16	–	4	205	25.4
JS80R	16.5-19.5	–	4	205	30.1
JS94R	20-23.5	–	–	205	35

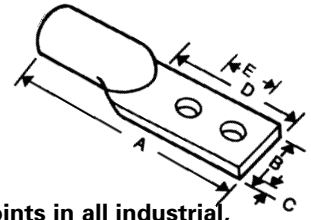
Refer Appendix A (Section 10/Page 109) for full list of cables and applicable product and crimp dies.

† Made to approved order quantities only.



TERMINAL LUGS - TYPE AL

- Extruded aluminium tube • Pre-filled with jointing compound
- Individually packed in plastic bags
- Designed for compression by hexagonal or indent type tools
- Available also with blank palms



- ACSR, AAAC and AAC conventional and smooth body • Suitable for non tension joints in all industrial, overhead transmission application • Two hole connection ensure stability

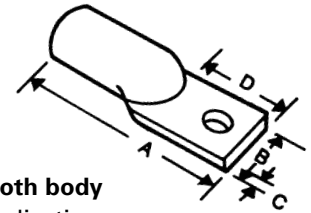
CAT NO.	CONDUCTOR RANGE O.D.	IMP. STUD SIZE	DIMENSIONS mm				HOLE CTS.E
			A	B	C	D	
AL36	6-8	0.5	129	25	6	82.5	44.5
AL44	8-10	0.5	136.5	27.3	8.8	82.5	44.5
AL50	10-12	0.5	136.5	27.8	7.9	82.5	44.5
AL58	12-13.5	0.5	146.0	31.7	7.5	82.5	44.5
AL61	13-14.5	0.5	149.0	34.9	9.9	82.5	44.5
AL68	14-16	0.5	176.0	34.9	9.9	82.5	44.5
AL80	16.5-19.5	0.5	169.9	41.3	9.9	82.5	44.5
AL94	20-23.5	0.5	176.0	34.9	9.9	82.5	44.5

Refer Appendix A (Section 10/Page 109) for full list of cables and applicable product and crimp dies.



TERMINAL LUGS - TYPE SL

- Extruded aluminium tube • Pre-filled with jointing compound
- Individually packed in plastic bags
- Designed for compression by hexagonal or indent type tools
- Available also with blank palms



- Recommended conductor ACSR, AAAC or AAC – conventional and smooth body
- Suitable for non tension joints in all industrial, overhead transmission applications

CAT NO.	CONDUCTOR RANGE O.D.	IMP. STUD SIZE	DIMENSIONS mm			
			A	B	C	D
SL36	6-8	0.5	81.0	22.2	7.4	38.1
SL44	8-10	0.375	90.0	27.0	9.0	38.1
SL50	10-12	0.5	92.1	27.8	7.9	38.1
SL58	12-13.5	0.5	101.6	31.8	7.5	38.1
SL61	13-14.5	0.5	104.8	34.9	9.9	38.1
SL68	14-16	0.5	131.5	34.9	8.4	38.1
SL80	16.5-19.5	0.5	125.4	41.3	9.9	38.1

Refer Appendix A (Section 10/Page 109) for full list of cables and applicable product and crimp dies.
Made to minimum order only



ELECTRICAL JOINTING COMPOUND


- Recommended whenever aluminium is part of a connection
- H2397 with zinc particles suspended in a no melt grease penetrates the oxide film on aluminium surfaces and provides low initial contact resistance
 - The compound in the joint seals out air and moisture preventing oxidation or corrosion and ensures high conductivity

CAT NO.	NO.	APPLICATION	PART	COLOUR	TUBE SIZE
H2397	4C	Conductive compound with zinc particles	Zn	KD Grey	325g

CONNECTORS FOR STRANDED COPPER CONDUCTORS - IMPERIAL & METRIC



Connector Material – copper, metal sprayed internally • Superior tensile strength
• Considerable reduction in mass of finished joint
• Elimination of corrosion


IMPERIAL

CAT NO.	STRANDING IMPERIAL	CONNECTOR DIMENSIONS		CRIMP GROOVE SIZE mm	REC. TOOL TYPE	CRIMPS PER CONNECTOR
		O.D. mm	LENGTH mm			
TDCS1	7/.044	6.35	38	6.35	#TY	4
TDCS2	7/.048	6.35	38	6.35	#TY	4
TECS1	7/.052	7.94	64	7.94	#TY	8
TECS2	7/.064	7.94	64	7.94	#TY	8
TFCS1	7/.080	9.52	76	9.52	#TR	8
TFCS2	19/.052	9.52	76	9.52	#TR	8
TFCS3	7/.083	9.52	76	9.52	#TR	8
TFCS4	7/.092	9.52	76	9.52	#TR	8
TGCS1	7/.097	12.70	89	12.70	#TR	10
TGCS2	7/.104	12.70	89	12.70	#TR	10
TGCS3	19/.064	12.70	89	12.70	#TR	10
THCS1	7/.136	15.88	127	15.88	#TR	14
THCS2	19/.083	15.88	127	15.88	#TR	14
TJCS1	19/.101	22.22	203	19.25	38-193CU	8
TJCS2	37/.072	22.22	203	19.25	38-193CU	8
TKCS1	19/.116	25.40	229	22.00	38-220CU	10
TKCS2	37/.083	25.40	254	22.00	38-220CU	12
TKCS3	37/.093	25.40	254	22.00	38-220CU	12
TMCS1	37/.103	28.57	305	24.74	38-247CU	14

METRIC

CAT NO.	STRANDING METRIC	CONNECTOR DIMENSIONS		CRIMP GROOVE SIZE mm	REC. TOOL TYPE	CRIMPS PER CONNECTOR
		O.D. mm	LENGTH mm			
TDCSM1	7/1.00	6.35	38	6.35	#TY	4
TDCSM2	7/1.04	6.35	38	6.35	#TY	4
TDCSM3	7/1.25	6.35	38	6.35	#TY	4
TECSM1	7/1.35	7.94	64	7.94	#TY	8
TECSM2	7/1.70	7.94	64	7.94	#TY	8
TECSM3	7/1.75	7.94	76	7.94	#T7	8
TFCSM1	7/2.14	9.52	76	9.52	#TR	8
TFCSM2	19/1.35	9.52	76	9.52	#TR	8
TGCSM1	7/2.75	12.70	89	12.70	#TR	10
TGCSM2	19/1.53	12.70	89	12.70	#TR	10
TGCSM3	19/1.70	8.50	89	12.70	#TR	10
THCSM1	7/3.50	15.88	127	15.88	#TR	14
THCSM2	19/1.78	15.88	127	15.88	#TR	14
THCSM3	19/2.14	15.88	127	15.88	#TR	14
TJCSM2	19/2.70	22.22	203	-	38-193CU	8

#TY SERIES CRIMPING TOOL

LENGTH 381mm • WEIGHT 1.16kg

Available in various crimp groove size combinations. The complete range is adjustable and robust. All models are supplied complete with adjusting key and G0-No Go gauge to ensure a perfect crimp every time.



CAT NO.	CRIMP GROOVE SIZES mm
#TY476556	4.76 and 5.56
#TY476635	4.76 and 6.35
#TY556635	5.56 and 6.35
#TY635794	6.35 and 7.94

#TR SERIES CRIMPING TOOL

LENGTH 534mm • WEIGHT 2.7kg

This Crimping Tool is available in various crimp groove size combinations. The complete range is adjustable and robust. All models are supplied complete with adjusting key and Go-No Go gauge to ensure a perfect crimp every time.



CAT NO.	CRIMP GROOVE SIZES mm
#TR9521270	9.52 and 12.70
#TR794952	7.94 and 9.52
#TR1588	15.88 (single groove)

#38A HYDRAULIC CRIMPING TOOL

LENGTH 580mm • WEIGHT 5.8g

Designed to accept hexagonal, circular and indent dies for applying compression connectors. The compression head will rotate through 180° arc. The body and handles of the tool are neoprene covered to provide mechanical protection.



SLEEVE	DIE NO.
#TD	38-44CU
#TE	38-63CU
#TF	38-77CU
#TG	38-104CU
#TH	38-130CU
#TJ	38-193CU
#TK	38-220CU
#TM	38-247CU