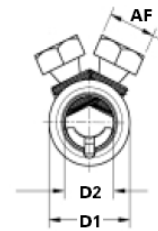
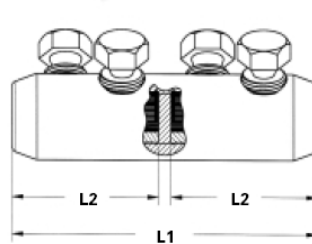


**MECHANICAL LINKS & LUGS**

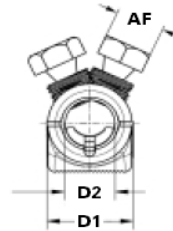
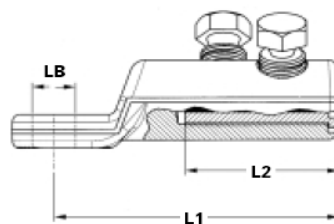
- Wide application range
- Compact design
- Can be used with almost every type of conductor and material
- Torque-controlled shear-head bolts guarantee a good electrical contact
- Easy installation with standard socket spanner
- Pre-engineered design for perfect fit in medium voltage cable accessories up to 42 kV

**Links for Bi-Metal, Copper & Aluminium**



PART No.	mm2	L1	L2	D1	D2
BSM-25-95	25-95	65	30	24	12.8
BSM-95-240 *	95-240	125	60	33	20
BSMB-120-300	120-300	140	65	37	24
BSM-185-400	185-400	170	80	42	25.5

**Lugs for Bi-Metal, Copper & Aluminium**



PART No.	mm2	L1	L2	D1	D2
BLM25-95	25-95	60	30	24	12.8
BLM95-240 *	95-240	112	60	33	20

**SUPPORT TOOL**  
**IT-1000-019**  
Support tool for connectors



**MECHANICAL SHIM**

\***BSEK-16-70**  
Mechanical shim for  
**BSM-95-240** Link  
**BLM95-240** Lug  
[will go down to 16mm2]



**LV MECHANICAL LUGS & LINKS**

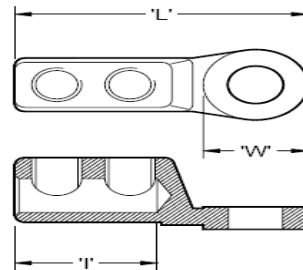
These lugs and links are suitable for mechanical connection of a wide range of stranded or solid, aluminum or copper cables. Suitable for Bi-Metal applications.

**Brass Blocked Shearbolt Connector**



PART No.	mm2	TOOL SIZE
BTC-5-55WS	4-50mm	M3 Allen Key

**Brass End Shearbolt Lugs**



PART No.	mm2	Tool	'L'	'l'	'W'
BET 35-12	4-35mm	M3 Allen Key	55	25	20
BET 60-12	16-60mm	13mm Socket	70	34	25
BET120-12	50-120mm	16mm Socket	86	46	28

**SUPPORT TOOL**

**IT-1000-019**  
Support tool for connectors

